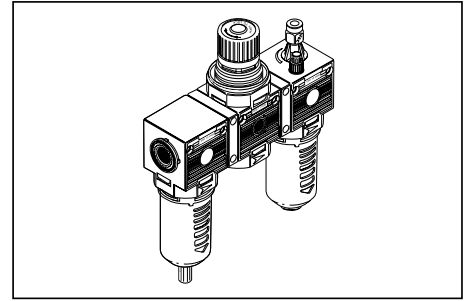


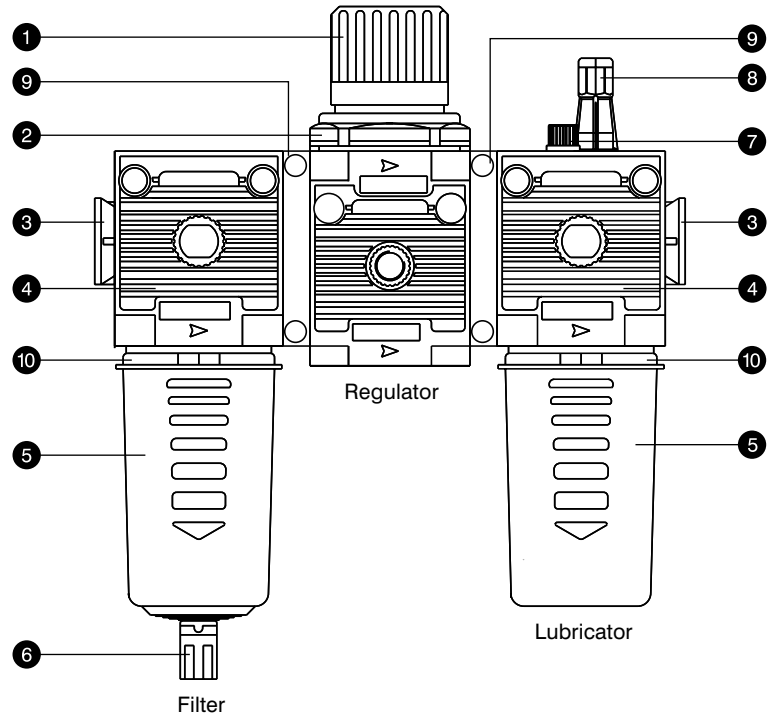
## G 1/4 - G 1 Futura Filter+Regulator+Lubricator

- Made as per ISO specifications.
- Regulator fitted with 'Rolling Diaphragm' to give quick response.
- Bowl guard offered as standard feature for lubricator & filter.
- Safety 'Lock Ring' for filter & lubricator bowl.
- Easy bowl removal/refixing by lifting of 'Lock Ring' and 90° turn of bowl. #
- Lockable safety knob provided with regulator.



### PART LIST

NO.	DESCRIPTION	QTY.
1	Pressure adjusting knob	1
2	Lock nut	1
3	Threaded brass insert for port connection	2
4	Housing	3
5	Bowl with bowl guard	2
6	Semiautomatic drain assembly	1
7	Oil fill plug	1
8	Oil flow adjustment screw	1
9	Clamping bracket	2
10	Lock ring	2



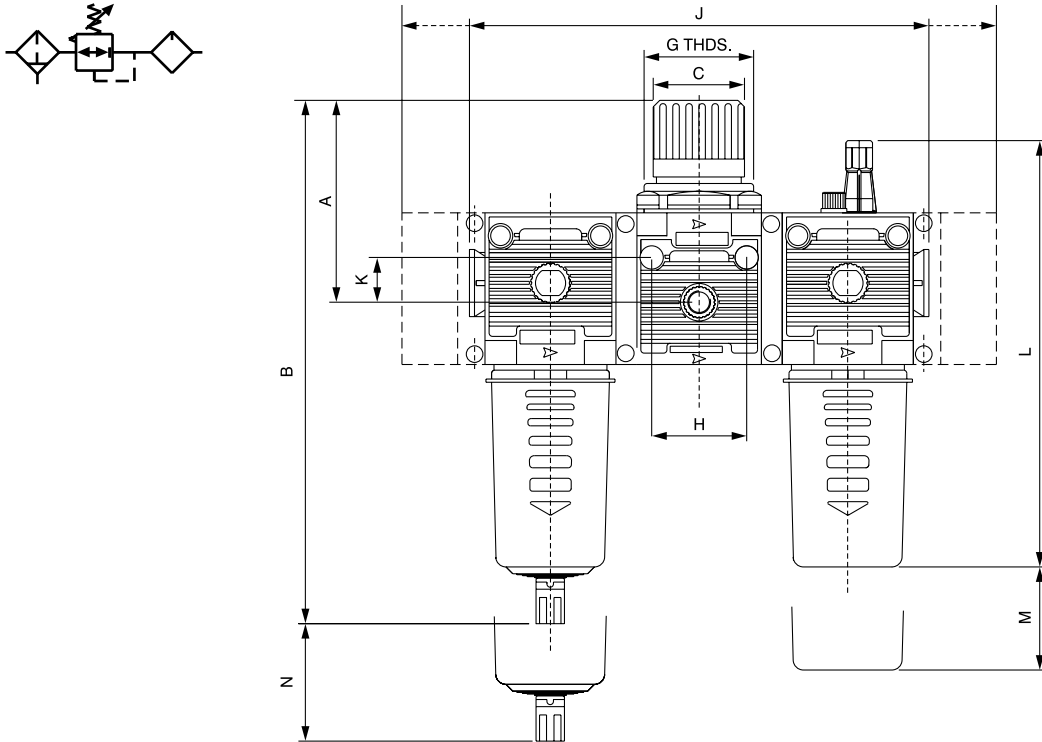
### SPECIFICATIONS

Medium	Compressed Air				
Design	Cartridge type Filter, Regulator with rolling diaphragm & proportional oil mist type Lubricator				
Mounting	Line / Wall Mounting or Bracket mounting.				
Connection	G 1/4	G 3/8	G 1/2	G 3/4	G 1
Standard nominal flow rate *	850 l/min.	1500 l/min.	1500 l/min.	2310 l/min.	13800 l/min.
Maximum inlet pressure	12.5 bar				
Working pressure range	Standard : 0-8 bar    Optional : 0-4 bar, 0-12.5 bar				
Filter element	Standard : 20 micron    Optional : 5 micron				
Bowl capacity	22 cc.	42 cc.	42 cc.	100 cc.	200 cc.
Temperature range for optimal performance	5° - 50° C				
Recommended oil viscosity	ISO VG 32 ( BPCl-Hydrol 32 / HPCL-Enklo 32 / IOCL-Servo Syst 32 / MOBIL-Spintech 32 )				
Material	Housing : Technopolymer with brass inserts. Bowl assembly : Transparent polyamide bowl with technopolymer bowl guard & semiautomatic condensate drain. Seals : Nitrile Adjusting knob : Technopolymer				
Weight	0.325 Kg.	0.785 Kg.	0.785 Kg.	1.15 Kg.	4.25 Kg.

\* ( at P = 6.3 Bar & Δ P = 1 Bar )

# Applicable to the Filter, Regulator above G1/4 only.

**G 1/4 - G 1 FUTURA FILTER+REGULATOR+LUBRICATOR**



PORT SIZE	A	B	Ø C	G. THDS.	H	MOUNTING HOLES	J	K	L	M	N	O
G 1/4	72	198	28	M30X1.5	32	Ø 4.5	126	10.5	157	80	40	126
G 3/8	91	239	39	M42X2	41	Ø 5.5	189	16	190	80	50	148
G 1/2	91	239	39	M42X2	41	Ø 5.5	189	16	190	80	50	148
G 3/4	103.5	276	39	M42X2	50	Ø 5.5	315	17.5	227	110	50	172.5
G 1	174	410.6	70	--	--	--	345	--	300	100	30	236.5

Note : Refer sheet PMV 11/2 for mounting bracket and pressure gauge details.

**ORDERING INFORMATION**

Description	Type	G 1/4	G 3/8	G 1/2	G 3/4	G 1
Air Filter / Regulator & Lubricator 20 micron filter cartridge	Semi automatic Drain	FA42FRL14	FA50FRL38	FA52FRL12	FA80FRL34	FA95FRL10
Air Filter / Regulator & Lubricator 20 micron filter cartridge	Automatic Drain	FC42FRL14	FC50FRL38	FC52FRL12	FC80FRL34	FC95FRL10

Note : 2 nd digit is altered as per following combinations.

- B : Semiauto drain / 5 µ filter / 0 - 8 regulator.
  - D : Auto drain / 5 µ filter / 0 - 8 regulator.
  - E : Semiauto drain / 20 µ filter / 0 - 4 regulator.
  - F : Semiauto drain / 5 µ filter / 0 - 4 regulator.
  - G : Auto drain / 20 µ filter / 0 - 4 regulator.
  - H : Auto drain / 5 µ filter / 0 - 4 regulator.
  - I : Semiauto drain / 20 µ filter / 0 - 12.5 regulator.
  - J : Semiauto drain / 5 µ filter / 0 - 12.5 regulator.
  - K : Auto drain / 20 µ filter / 0 - 12.5 regulator.
  - L : Auto drain / 5 µ filter / 0.12.5 regulator.
- Add suffix 'G' for pressure gauge.